



School Insight

IASFAA Spring Conference

Contact: www.measureone.com

Portfolio Insight: Three Nested Modules

I. FirstMeasures Report

Executive-level reports for key metrics

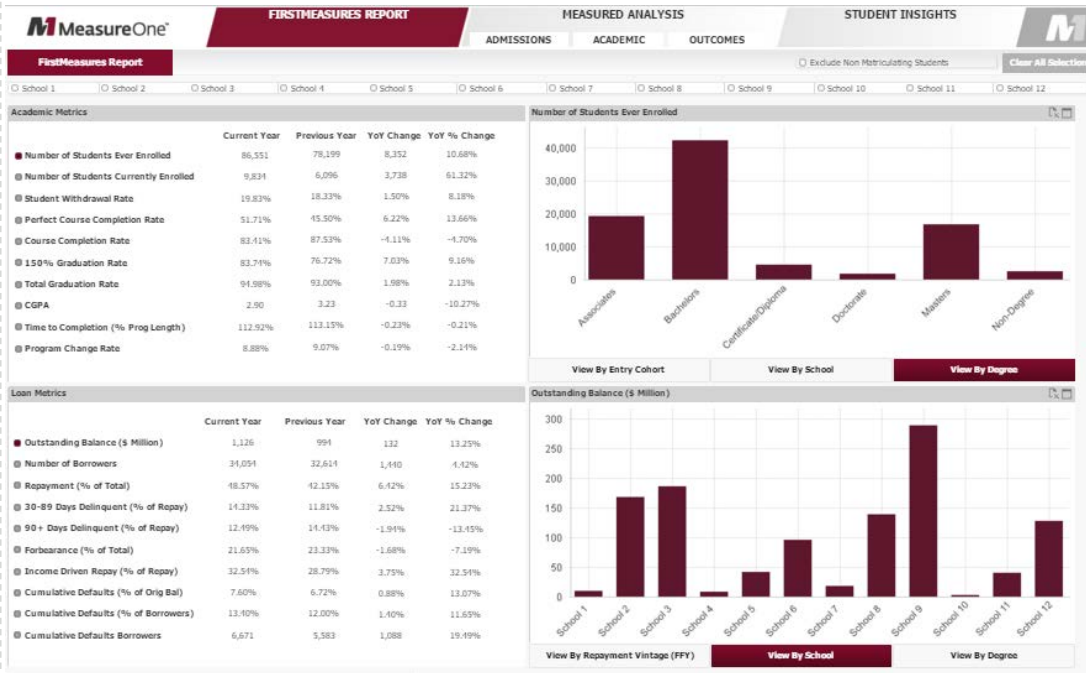
II. Measured Analysis Module

Detailed reports with drill down analysis on all available metrics

III. Student Insights Module

Capability to drill to examine data down to the level of an individual student

I. FirstMeasures Report



- The FirstMeasures report is designed to provide immediate visibility to key portfolio-level metrics (designed to minimize searching or scrolling)
- The report provides executive level reporting in several categories:
 - Academic and Admissions metrics
 - Loan, Employment and Credit metrics
- Each metric in the tables can be selected for display in the adjacent chart
- Charts can be expanded to overlay prior years, or to drill by loan status or loan program

II. Measured Analysis Module

- The Measured Analysis Module is designed to provide detailed reports with drill down analysis for a multitude of scenarios – dimensions, metrics, display values, filters and drill options create a very powerful analysis tool
- Reports available within three tabs, each of which features a number of detailed reports
 1. Admissions tab
 2. Academic tab
 3. Outcomes tab

Admission Metrics Tab



Academic Metrics Tab

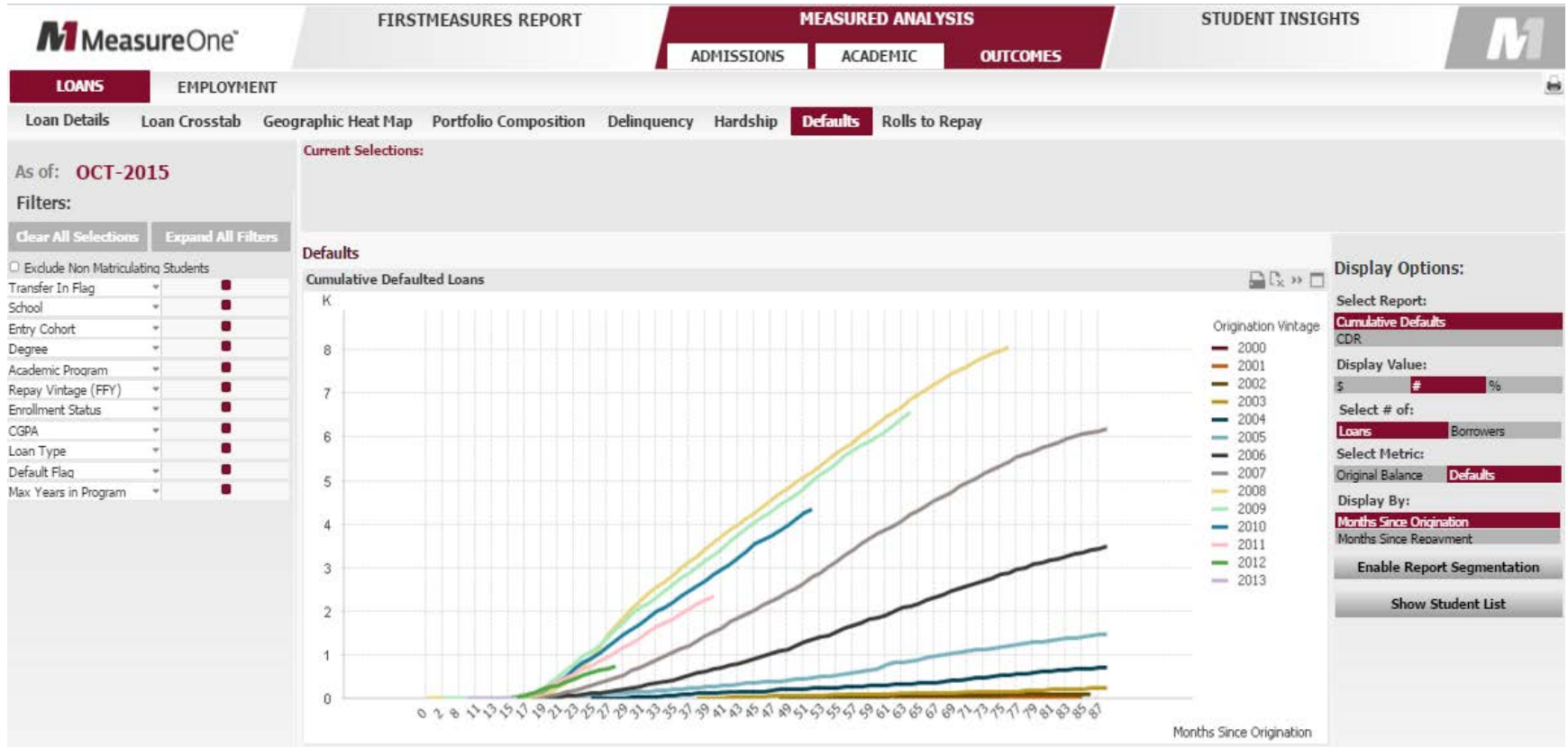


Outcomes Metrics Tab



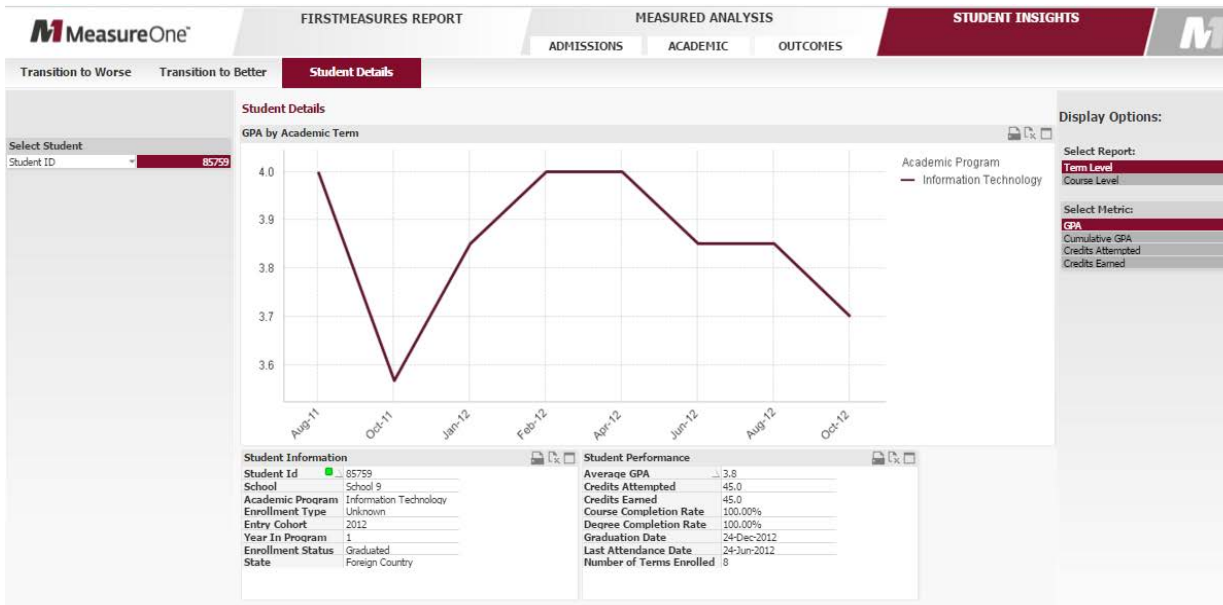
Individual reports are accessed through 2nd level of tabs

Defaults: Detail View



III. Student Insights Module

This module is the most granular tool in the suite – it is designed to provide student and loan level search and analysis capabilities



- Details are available for each academic program that the student enrolled for:
 - Entry Cohort
 - Enrollment Status
 - Academic Performance
- Trends on key metrics can be displayed graphically
- Ability to generate lists of students that have made favorable or adverse CGPA movements in the last month

Student Insight Module Enables Users to Identify Students with Favorable or Adverse Academic Performance

MeasureOne FIRSTMEASURES REPORT MEASURED ANALYSIS STUDENT INSIGHTS

ADMISSIONS ACADEMIC OUTCOMES

Transition to Worse Transition to Better Student Details

As of:

Filters:

Clear All Selections Expand All Filters

Exclude Non-Matriculating Students

Transfer In Flag

School

Entry Cohort

Degree

Academic Program

Repay Vintage (FFY)

Enrollment Status

CGPA

Loan Type

Default Flag

Max Years in Program

Current Selections:

Transition to Worse

Transition to Worse CGPA

1M CGPA	CGPA	Less Than 1	1-1.99	2-2.99	3-3.99
1-1.99		7			
2-2.99		5	60		
3-3.99		1	7	174	
4			2	10	199

Transition to Worse CGPA by Entry Cohort

Entry Cohort	Consecutive Decrease Terms	1	2	3	4	5+	No Decrease
2001							1
2004		1					2
2005		2	2			1	7
2006		1					5
2007		2		1			13
2008		3					20
2009		5					40
2010		14	4	2			87
2011		17	8	2	2	3	249
2012		41	12	10	6	13	449
2013		128	64	29	21	34	998
2014		354	182	79	74	94	2,491
2015		490	137	99	7		3,562

Student List

Student ID	School	Academic Program	Entry Cohort	Enrollment Type	Year in Program	Enrollment Status	Repay Vintage	CGPA	Credits Attempted	Credits Earned	% Completion
110592	School 8	Business	1997	Unknown	13	Graduated	2007	3.3	5,814,190	5,327,005	91.62%
110592	School 8	Business	1997	Unknown	13	Graduated	2010	2.3	53	49	92.45%
110592	School 8	Business	1997	Unknown	13	Graduated	2013	2.3	53	49	92.45%
118502	School 8	Business	1997	Unknown	8	Withdrawn	2009	3.0	7	4	57.14%
174362	School 6	Information Technology	1997	Unknown	9	Graduated	2011	2.6	73	62	84.93%
187300	School 8	Business	1997	Unknown	8	Graduated	-	3.3	14	14	100.00%
195116	School 6	Information Technology	1997	Unknown	8	Graduated	-	2.6	7	7	100.00%
195564	School 6	Information Technology	1997	Unknown	11	Graduated	2009	3.5	102	102	100.00%
195564	School 6	Information Technology	1997	Unknown	11	Graduated	2010	3.5	102	102	100.00%
233951	School 6	Information Technology	1997	Unknown	10	Graduated	2007	3.1	99	78	78.79%


Display Options: Hide Student List



THANK YOU

For more information, please contact:

Allison Pike | Sales Director
apike@measureone.com

 630-363-2403

www.measureone.com